

# *Drawing - Knowledge Mat*

# Drawing - Knowledge Mat

## Key knowledge

To know how pencils are classified- hard=(H) soft/blackness=(B). Understand the significance of number e.g. 4B is softer than 2B.


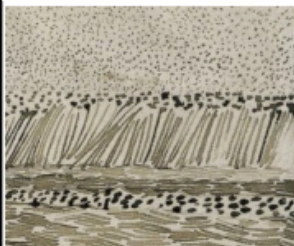


To know that mark making can add texture. Be aware how famous artists, e.g. Vincent Van Gogh, use **mark making**.

To know that **shading** can make a 2D sketch look 3D. 2D- looks flat. 3D- looks solid.

To know that a using grid can help with proportion or as an aid to enlarge sketches.

**Negative space**- the space around and between objects. To understand this can help with the accuracy of sketches.

**Still Life**- collection of objects, often fruit, flowers, vases, glasses (anything that is still.) Many established artists have created Still Life work e.g. Cezanne, Caravaggio, Lichtenstein and Picasso.



## Key vocabulary

**Sketch**- to draw lightly, start with ghost lines

**Observation**- to look carefully. 80% looking, 20% sketching

**Line**- a mark made using a pencil or brush.

**Texture**- the feel/ appearance of a surface

**Tone**- light and dark shades of a colour

**Mark making**- different lines/patterns to add detail, texture and depth.

**Shading**- gives the illusion of depth.

## Artists

Edgar Degas

Vincent Van Gogh

Paul Cezanne

Kono Bairai

Moriz Jung